

DRINKING WATER SAMPLING REPORT

Switlik Elementary School

75 West Veterans Highway
Jackson, New Jersey, 08527

Report Date

April 29, 2025

Partner Project No.

24-447445.1

Prepared for:

Jackson Township Board of Education
Jackson, New Jersey 08527



Building
Science



Environmental
Consulting



Construction &
Development



Energy &
Sustainability



April 29, 2025

Anthony Bruno
Jackson Township Board of Education
151 Don Connor Boulevard
Jackson, New Jersey 08527

Subject: Drinking Water Sampling Report
Switlik Elementary School
75 West Veterans Highway
Jackson, New Jersey 08527
Partner Project No. 24-447445.1

Dear Anthony Bruno,

Partner Engineering and Science, Inc. (Partner) is pleased to provide the *Drinking Water Sampling* of the abovementioned address (the "Subject Property"). This sampling event was performed in general conformance with the scope and limitations as detailed in our fee proposal. This inspection included a site reconnaissance as well as sampling and analysis. An assessment was made, conclusions stated, and recommendations outlined, as required.

This survey included a site reconnaissance as well as sampling and analysis. An assessment was conducted, conclusions stated, and recommendations outlined, as necessary.

We appreciate the opportunity to provide industrial hygiene services to Jackson Township Board of Education. If you have any questions concerning this report, or if we can assist you in any other matter, please contact me at (908) 497-8904.

Sincerely,

Partner Engineering and Science, Inc.

Dan Bracey, CIH, CSP, CHMM
Technical Director
EHS Solutions

EXECUTIVE SUMMARY

Partner presents our report for this Drinking Water Sampling Report of Switlik Elementary School located at 75 West Veterans Highway, Jackson, New Jersey on February 22, 2025. Samples were collected according to the "New Jersey Department of Education N.J.A.C. 6A:26" requirements for testing of lead in New Jersey Schools and the "USEPA 3Ts for Reducing Lead in Drinking Water in Schools" recommendations, as well as the Safe Drinking Water Act of 1974.

The first sample at each fixture was a "first draw" which was collected directly from the fixture without letting the water run or flush. The second sample was collected after letting the water run (flush) for thirty seconds. This sample evaluates the lead in water from the water purveyor and the pipes outside the building. The samples collected were analyzed by EUROFINs Built Environment Testing, located in Mt. Laurel, New Jersey for analysis of lead content using ASTM Method D3559-15D for lead in drinking water. The action level for lead has been set at 15 parts per billion (ppb). According to the USEPA, given present technology and resources, this level is the lowest level to which water systems can reasonably be required to control this contaminant should it be present in drinking water.

Sample analysis indicated that measured lead concentrations did not exceed the USEPA Action Level of 15 ppb for lead at Switlik Elementary School. No further action is recommended at this time. If additional outlets are added, or changes to existing outlets occur, the Client must perform lead sampling for those outlets.

TABLE OF CONTENTS

1.0	INTRODUCTION	1
1.1	Subject Property Description.....	1
1.2	Purpose and Scope	1
2.0	METHODOLOGY	2
3.0	ANALYTICAL RESULTS / CONCLUSIONS AND RECOMMENDATIONS	3
3.1	Conclusions and Recommendations	3
4.0	LIMITING CONDITIONS.....	4
5.0	SIGNATURES OF PROFESSIONALS	5

The following Appendices are attached at the end of this report.

Appendices

- Appendix A:** Table 1 – Analytical Results Table
Appendix B: Laboratory Analysis and Chain-of-Custody
Appendix C: Sample Location Diagram

1.0 INTRODUCTION

1.1 Subject Property Description

Address:	75 West Veterans Highway in Jackson, NJ
Nature of Use:	School
Walk-Through Inspector:	Hunter Hostage
Walk-Through Date:	January 14, 2025
Sampling Conducted By:	Juan Jimenez & Gianna Sandull
Sampling Date :	February 22, 2025

1.2 Purpose and Scope

The purpose of this drinking water sampling event was to sample and analyze drinking water for a determination of lead content for comparison with the USEPA Action Level as defined by the National Primary Drinking Water Regulations (NPDWR - 40 CFR Chapter I, Part 141), in addition to the "New Jersey Department of Education N.J.A.C. 6A:26" requirements for testing of lead in New Jersey Schools and the "USEPA 3Ts for Reducing Lead in Drinking Water in Schools". The NPDW set a Maximum Contaminant Level Goal (MCLG) for each listed contaminant, which identifies a level of that contaminant in drinking water below which there is no known or expected risk to health. MCLGs allow for a margin of safety and are non-enforceable public health goals. The MCLG for lead has been set at zero ppb. Since lead contamination generally occurs from corrosion of onsite lead pipes, or lead-based solder on fittings and fixtures, it cannot be directly detected or removed by the municipal water system. Instead, the USEPA is requiring municipal water systems to control the corrosiveness of their water if the level of lead at the tap exceeds an Action Level.

The action level for lead has been set at 15 parts per billion (ppb). According to the NPDWR Lead and Copper Rule (LCR), given present technology and resources, this level is the lowest level to which water systems can reasonably be required to control this contaminant should it be present in drinking water.

2.0 METHODOLOGY

Select drinking water samples were collected according to the "New Jersey Department of Education N.J.A.C. 6A:26" requirements for testing of lead in New Jersey Schools and the "USEPA 3Ts for Reducing Lead in Drinking Water in Schools" recommendations, as well as the LCR Monitoring requirements for lead in tap water (40 CFR Part 141, Subpart I, § 141.86(b)).

The first sample at each fixture was a "first draw" which was collected directly from the fixture without letting the water run or flush. The second sample was collected after letting the water run (flush) for thirty seconds. This sample evaluates the lead in water from the water purveyor and the pipes outside the building. Ideally, the water had not been used for the past eight hours prior to sampling and not longer than 48 hours prior to sampling. Partner made a reasonable effort to determine whether the stagnation preconditions were able to be met prior to conducting sampling.

Sample bottles were provided by EUROFINS Built Environment Testing located in Mt. Laurel, New Jersey with an appropriate preservative for lead in drinking water sampling. After collection, sample bottles were labeled with a unique identifier and transferred under chain of custody conditions to EUROFINS Built Environment Testing located in Mt. Laurel, New Jersey for analysis by ASTM Method D3559-15D. The laboratory results and chain of custody are contained in **Appendix B**.

3.0 ANALYTICAL RESULTS / CONCLUSIONS AND RECOMMENDATIONS

During the course of this site visit, Partner collected water samples at 15 locations. Partner did not attempt to disassemble mechanical equipment, open plumbing pipe chases, or assess materials within wall voids.

Sample names and their respective locations were updated from the 2021 sampling event based on relevant known plumbing information as provided by Switlik Elementary School and the site guide.

Partner attempted to collect samples from the following outlets; however, based upon the condition of the outlet and recommendations from the site guide, a sample could not be collected at the following locations:

- SES-WF-17
- SES-WF-25
- SES-WF-26

A total of 30 drinking water samples were collected from Switlik Elementary School on February 22, 2025. A total of 15 samples were analyzed. The analytical results for all samples collected are listed in **Table 1** in **Appendix A**. Sample locations are depicted on the diagram included in **Appendix C**.

3.1 Conclusions and Recommendations

Sample analysis indicated that measured lead concentrations did not exceed the USEPA Action Level of 15 ppb for lead at Switlik Elementary School. No further action is recommended at this time. If additional outlets are added, or changes to existing outlets occur, the Client must perform lead sampling for those outlets.

4.0 LIMITING CONDITIONS

No warranties expressed or implied, are made by Partner or its subcontractor, EUROFINS Built Environment Testing, or their employees as to the use of any information, apparatus, product, or process disclosed in this report. Every reasonable effort has been made to assure correctness. This survey is limited by the scope discussed by the client. It was prepared for the sole use and benefit of the Client. Neither this report nor any of the information contained herein shall be used or relied upon for any purpose by any persons or entities other than the Client.

Property and climate conditions, as well as local, state, and federal regulations, can change significantly over time. Therefore, the recommendations and conclusions presented as a result of this study apply strictly to the environmental regulations and property conditions existing at the time the study was performed. Available information has been analyzed using currently accepted industry assessment techniques and it is believed that the inferences made are reasonably representative of the property. Partner and its subcontractor EUROFINS Built Environment Testing and their employees/representatives bear no responsibility for the actual condition of the structure or safety of this site pertaining to water quality contamination regardless of the actions taken by the inspection team or the client. Partner makes no warranty, expressed or implied, except that the services have been performed in accordance with generally accepted assessment practices applicable at the time and location of the study.

5.0 SIGNATURES OF PROFESSIONALS

Partner has performed lead-in-drinking water sampling on the property at 75 West Veterans Highway, Jackson, New Jersey in general conformance with the scope and limitations of the protocol and the limitations stated earlier in this report. Exceptions to or deletions from this protocol are discussed earlier in this report.

Prepared By:

Partner Engineering and Science, Inc.



Juan Jimenez
Industrial Hygienist

Reviewed by:



Daniel Bracey, CIH, CSP, CHMM
Technical Director

APPENDIX A: TABLE 1 – ANALYTICAL RESULTS TABLE

Table 1: Analytical Results		
Sample Name	Location	Results (ppb)
SES-WF-01	Nurse Office	<1.00
SES-WF-03	Across CR 5	<1.00
SES-BF-04	Across CR 5	<1.00
SES-WF-05	Gym Wing	<1.00
SES-WF-06	Gym Wing	<1.00
SES-WF-07	Across Cafeteria	<1.00
SES-BF-08	Across Cafeteria	<1.00
SES-S-10	Kitchen	1.40
SES-S-11	Kitchen	<1.00
SES-WF-12	Across CR 22 Library	<1.00
SES-BF-13	Across CR 22 Library	<1.00
SES-S-15	Faculty Rm	3.40
SES-S-16	Rm 25	1.10
SES-WF-20	Across CR 26	<1.00
SES-BF-21	Across CR 26	<1.00

1 ppb = 1 ug/L

APPENDIX B: LABORATORY ANALYSIS AND CHAIN-OF-CUSTODY

CERTIFICATE OF ANALYSIS

Client: Partner Engineering and Science
929 Asbury Ave
Asbury Park NJ 07712


Client: PAR929


Report Date: 3/10/2025
Report No.: 710193 - Lead Water
Project: LIDW_2024
Project No.: 24.447445.1

LEAD WATER SAMPLE ANALYSIS SUMMARY

Lab No.:7824267 Client No.:SES-WF-01	Location:Nurse Office * Sample acidified to pH <2.	Result(ppb):<1.00
Lab No.:7824268 Client No.:SES-WF-01F	Location:Nurse Office * Sample acidified to pH <2.	Result(ppb):Sample Not Analyzed
Lab No.:7824269 Client No.:SES-WF-03	Location:Across CR 5 * Sample acidified to pH <2.	Result(ppb):<1.00
Lab No.:7824270 Client No.:SES-WF-03F	Location:Across CR 5 * Sample acidified to pH <2.	Result(ppb):Sample Not Analyzed
Lab No.:7824271 Client No.:SES-BF-04	Location:Across CR 5 * Sample acidified to pH <2.	Result(ppb):<1.00
Lab No.:7824272 Client No.:SES-BF-04F	Location:Across CR 5 * Sample acidified to pH <2.	Result(ppb):Sample Not Analyzed
Lab No.:7824273 Client No.:SES-WF-05	Location:Gym Wing * Sample acidified to pH <2.	Result(ppb):<1.00
Lab No.:7824274 Client No.:SES-WF-05F	Location:Gym Wing * Sample acidified to pH <2.	Result(ppb):Sample Not Analyzed
Lab No.:7824275 Client No.:SES-WF-06	Location:Gym Wing * Sample acidified to pH <2.	Result(ppb):<1.00
Lab No.:7824276 Client No.:SES-WF-06F	Location:Gym Wing * Sample acidified to pH <2.	Result(ppb):Sample Not Analyzed

Please refer to the Appendix of this report for further information regarding your analysis.

Date Received: 2/26/2025
Date Analyzed: 03/10/2025
Signature: 
Analyst: Chad Shaffer

Approved By: 
Frank E. Ehrenfeld, III
Laboratory Director

CERTIFICATE OF ANALYSIS

Client: Partner Engineering and Science
929 Asbury Ave
Asbury Park NJ 07712


Client: PAR929


Report Date: 3/10/2025
Report No.: 710193 - Lead Water
Project: LIDW_2024
Project No.: 24.447445.1

LEAD WATER SAMPLE ANALYSIS SUMMARY

Lab No.:7824277 Client No.:SES-WF-07	Location:Across Cafeteria * Sample acidified to pH <2.	Result(ppb):<1.00
Lab No.:7824278 Client No.:SES-WF-07F	Location:Across Cafeteria * Sample acidified to pH <2.	Result(ppb):Sample Not Analyzed
Lab No.:7824279 Client No.:SES-BF-08	Location:Across Cafeteria * Sample acidified to pH <2.	Result(ppb):<1.00
Lab No.:7824280 Client No.:SES-BF-08F	Location:Across Cafeteria * Sample acidified to pH <2.	Result(ppb):Sample Not Analyzed
Lab No.:7824281 Client No.:SES-S-10	Location:Kitchen * Sample acidified to pH <2.	Result(ppb):1.40
Lab No.:7824282 Client No.:SES-S-10-F	Location:Kitchen * Sample acidified to pH <2.	Result(ppb):Sample Not Analyzed
Lab No.:7824283 Client No.:SES-S-11	Location:Kitchen * Sample acidified to pH <2.	Result(ppb):<1.00
Lab No.:7824284 Client No.:SES-S-11F	Location:Kitchen * Sample acidified to pH <2.	Result(ppb):Sample Not Analyzed
Lab No.:7824285 Client No.:SES-WF-12	Location:Across CR 22 Library * Sample acidified to pH <2.	Result(ppb):<1.00
Lab No.:7824286 Client No.:SES-WF-12F	Location:Across CR 22 Library * Sample acidified to pH <2.	Result(ppb):Sample Not Analyzed

Please refer to the Appendix of this report for further information regarding your analysis.

Date Received: 2/26/2025
Date Analyzed: 03/10/2025
Signature: 
Analyst: Chad Shaffer

Approved By: 
Frank E. Ehrenfeld, III
Laboratory Director

CERTIFICATE OF ANALYSIS

Client: Partner Engineering and Science
929 Asbury Ave
Asbury Park NJ 07712


Client: PAR929


Report Date: 3/10/2025
Report No.: 710193 - Lead Water
Project: LIDW_2024
Project No.: 24.447445.1

LEAD WATER SAMPLE ANALYSIS SUMMARY

Lab No.:7824287 Client No.:SES-BF-13	Location:Across CR 22 Library * Sample acidified to pH <2.	Result(ppb):<1.00
Lab No.:7824288 Client No.:SES-BF-13F	Location:Across CR 22 Library * Sample acidified to pH <2.	Result(ppb):Sample Not Analyzed
Lab No.:7824289 Client No.:SES-S-15	Location:Faculty Rm * Sample acidified to pH <2.	Result(ppb):3.40
Lab No.:7824290 Client No.:SES-S-15F	Location:Faculty Rm * Sample acidified to pH <2.	Result(ppb):Sample Not Analyzed
Lab No.:7824291 Client No.:SES-S-16	Location:Rm 25 * Sample acidified to pH <2.	Result(ppb):1.10
Lab No.:7824292 Client No.:SES-S-16F	Location:Rm 25 * Sample acidified to pH <2.	Result(ppb):Sample Not Analyzed
Lab No.:7824293 Client No.:SES-WF-20	Location:Across CR 26 * Sample acidified to pH <2.	Result(ppb):<1.00
Lab No.:7824294 Client No.:SES-WF-20F	Location:Across CR 26 * Sample acidified to pH <2.	Result(ppb):Sample Not Analyzed
Lab No.:7824295 Client No.:SES-BF-21	Location:Across CR 26 * Sample acidified to pH <2.	Result(ppb):<1.00
Lab No.:7824296 Client No.:SES-BF-21F	Location:Across CR 26 * Sample acidified to pH <2.	Result(ppb):Sample Not Analyzed

Please refer to the Appendix of this report for further information regarding your analysis.

Date Received: 2/26/2025
Date Analyzed: 03/10/2025
Signature: 
Analyst: Chad Shaffer

Approved By: 
Frank E. Ehrenfeld, III
Laboratory Director

CERTIFICATE OF ANALYSIS

Client: Partner Engineering and Science
929 Asbury Ave
Asbury Park NJ 07712

Client: PAR929

Report Date: 3/10/2025
Report No.: 710193 - Lead Water
Project: LIDW_2024
Project No.: 24.447445.1

Appendix to Analytical Report:

Customer Contact:

Analysis: AAS-GF - ASTM D3559-15D

This appendix seeks to promote greater understanding of any observations, exceptions, special instructions, or circumstances that the laboratory needs to communicate to the client concerning the above samples. The information below is used to help promote your ability to make the most informed decisions for you and your customers. Please note the following points of contact for any questions you may have.

iATL Customer Service: customerservice@iatl.com

iATL Office Manager: ?wchampion@iatl.com

iATL Account Representative: House Account

Sample Login Notes: See Batch Sheet Attached

Sample Matrix: Water

Exceptions Noted: See Following Pages

General Terms, Warrants, Limits, Qualifiers:

General information about iATL capabilities and client/laboratory relationships and responsibilities are spelled out in iATL policies that are listed at www.iATL.com and in our Quality Assurance Manual per ISO 17025 standard requirements. The information therein is a representation of iATL definitions and policies for turnaround times, sample submittal, collection media, blank definitions, quantification issues and limit of detection, analytical methods and procedures, sub-contracting policies, results reporting options, fees, terms, and discounts, confidentiality, sample archival and disposal, and data interpretation.

iATL warrants the test results to be of a precision normal for the type and methodology employed for each sample submitted. iATL disclaims any other warrants, expressed or implied, including warranty of fitness for a particular purpose and warranty of merchantability. iATL accepts no legal responsibility for the purpose for which the client uses test results. Any analytical work performed must be governed by our Standard Terms and Conditions. Prices, methods and detection limits may be changed without notification. Please contact your Customer Service Representative for the most current information.

This confidential report relates only to those item(s) tested and does not represent an endorsement by NIST-NVLAP, AIHA LAP LLC, or any agency of local, state or province governments nor of any agency of the U.S. government.

This report shall not be reproduced except in full, without written approval of the laboratory.

Information Pertinent to this Report:

Analysis by AAS Graphite Furnace:

- ASTM D3559-15D

Certification:

- NYS-DOH No. 11021

- NJDEP No. 03863

Note: These methods are analytically equivalent to iATL's accredited method;

- USEPA 40CFR 141.11B

- USEPA 200.9 Pb, AAS-GF, RL <2 ppb/sample

- USEPA SW 846-7421 - Pb(AAS-GF, RL <2 ppb/sample)

Regulatory limit for lead in drinking water is 15.0 parts per billion as cited in EPA 40 CFR 141.11 National Primary Drinking Water Regulations, Subpart B: Maximum contaminant levels for inorganic chemicals.

All results are based on the samples as received at the lab. iATL assumes that appropriate sampling methods have been used and that the data upon which these results are based have been accurately supplied by the client.

Sample results are not corrected for contamination by field or analytical blanks.

PPB = Parts per billion. 1 µg/L = 1 ppb MDL = 0.24 PPB Reporting Limit (RL) = 1.0 PPB

CERTIFICATE OF ANALYSIS

Client: Partner Engineering and Science
929 Asbury Ave
Asbury Park NJ 07712

Client: PAR929

Report Date: 3/10/2025
Report No.: 710193 - Lead Water
Project: LIDW_2024
Project No.: 24.447445.1

Disclaimers / Qualifiers:

There may be some samples in this project that have a "NOTE:" associated with a sample result. We use added disclaimers or qualifiers to inform the client about something that requires further explanation. Here is a complete list with highlighted disclaimers pertinent to this project. For a full explanation of these and other disclaimers, please inquire at customerservice@iatl.com.

Matrix spiking is performed on each client batch to determine if interferences could impact results. When spike recoveries fall out of acceptable range matrix interference is suspected and samples are diluted until acceptable spike recovery can be achieved. Reporting limits will increase by the same degree as the dilution required.

Note: Sample dilution required due to matrix interference.

Water Sample Turbidity greater than 1.0 NTU does not meet Federal and NJ State Primary & Secondary Drinking Water Standards.

* ASTM D3559 (D) calls for the addition of acid at the time of sampling. Unless so noted on the chain of custody by the client iATL acidifies samples to a pH of <2 at least 24 hours prior to analysis.



003962161

Chain of Custody

Contact Information

Client Company: Partner Engineering and Science,
Office Address: 929 Asbury Avenue
City, State, Zip: Asbury Park, NJ 07712
Fax Number:
Email Address: dbracey@partneresl.com

Project Number: ~~XXXXXXXXXX~~ 24-447445.1
Project Name: ~~XXXXXX~~ LIDW 2024
Primary Contact: Dan Bracey
Office Phone:
Cell Phone: 732-275-4674

Matrix:

Air ☐ Soil ☐ Bulk ☐ Other ☐
Water ☒ Paint ☐ Surface Dust / Wipe ☐

Analysis Method:

☐ PCM: NIOSH 7400
☐ PCM: OSHA
☐ PCM: TWA

☐ Total Dust: NIOSH 0500
☐ Total Dust: NIOSH 0600

☐ AAS: Lead in Air
☒ AAS: Lead in Water
☐ AAS: Lead in Paint
☐ AAS: Lead Dust/Wipe
☐ AAS: Lead in Soil
☐ AAS: TCLP
☐ AAS: Metals [Cd, Zn, Cr-circle]

PLM Use Bulk Asbestos Sample Log

☐ PLM: Bulk Asbestos BPA 600
☐ PLM: Point Counting 198.1
☐ PLM: NOB via 198.6 (PLM only)
☐ If <1% by PLM, to TEM via 198.4.2

IAQ Use Mold Sample Log

☐ IAQ: I Bioaerosol Fungal Spore Trap
☐ IAQ: II Bioaerosol Fungal Spore
☐ IAQ: Tape, Bulk, Misc. Qualitative
☐ IAQ: Tape, Bulk, Misc. Quantitative
☐ IAQ: Other Culturable ID₂

☐ TEM: AHERA
☐ TEM: NIOSH 7402
☐ TEM: ISO 10312
☐ TEM: ISO 13794
☐ TEM: Wipe ASTM 6480
☐ TEM: Microvac ASTM D5755
☐ TEM: Microvac ASTM D5756
☐ TEM: NOB 198.4
☐ TEM: Bulk Analysis
☐ TEM: Potable Water
☐ TEM: Non-Potable Water
☐ TEM: Other
☐ Soil: Call for Available Methods

1- Requires ASTM acceptable material 2- Call to confirm TAT 3- Non-culturable 4- With Non-fungal Microscopic Exam

Special Instructions: Method 200.9

Please HOLD all Flush samples (F). If the initial sample is above 15 ppb, please run the flush sample.

Turnaround Time

Preliminary Results Requested Date: _____ ☐ Verbal ☒ Email ☐ Fax

Specific date / time

☒ 10 Day ☐ 5 Day ☐ 3 Day ☐ 2 Day ☐ 1 Day* ☐ 12 Hour** ☐ 6 Hour** ☐ RUSH**

* End of next business day unless otherwise specified. ** Matrix Dependent. *** Please notify the lab before shipping***

Shipping Method

☐ FedEx ☐ UPS ☐ USPS ☐ Other _____

Chain of Custody

Relinquished (Name/Organization): *J. Jimenez*
Received (Name / iATL): *Rec. H/S*
Sample Login (Name / iATL): *Rel. H/S*
Analyst (Name(s) / iATL):
QA/QC Review (Name / iATL):
Archived / Released:

QA/QC InterLAB Use:

Date: 2/24/25
Date: 02/24/25
Date: 2/25
Date: 2/25
Date:
Date:

Time: 1:25 PM
Time: 1:30 PM
Time: 2:05 PM
Time: 2:13 PM
Time:
Time:

Sample Log

— Environmental Lead —

Client: JACKSON BOE

Project: SWARTH ELEMENTARY

Sampling Date/Time: 2/22/25

Client Sample #	iATL #	Location/ Description	Day Date	Start End	Sampling time (min)	Area (ft ²) Volume (L)	Results ()
SES-WF-01	7824267	Nurse office	2/22	1:57		250 mL	
SES-WF-01F	7824268	↓		1:57			
WF-03	7824269	Across CR S		2:00			
WF-03F	7824270	↓		2:00			
BF-04	7824271	↓		2:01			
BF-04F	7824272	↓		2:01			
WF-05	7824273	Gym wing		2:03			
WF-05F	7824274	↓		2:03			
WF-06	7824275	↓		2:05			
WF-06F	7824276	↓		2:05			
WF-07	7824277	Across Cafeteria		2:10			
WF-07F	7824278	↓		2:10			
BF-08	7824279	↓		2:11			
BF-08F	7824280	↓		2:11			
✓						↓	

* = Insufficient Sample Provided to Perform QC Reanalysis (<200mg)

** = Insufficient Sample Provided to Analyze (<50mg) *** = Matrix / Substrate Interference Possible

FB = Method Requires the submittal of blank(s). ML = Multi Layered Sample. May result in inconsistent results.

These preliminary results are issued by iATL to expedite procedures by clients based upon the above data. iATL assumes that all of the sampling methods and data upon which these results are based, has been accurately supplied by the client. These results may not have been reviewed by the Laboratory Director. Final Certificate of Analysis will follow these preliminary results. The signed COA is to be considered the official results. All EPA, HUD, and NJDEP conditions apply.

Sample Log

—Environmental Lead—

Client: JACKSON BOE

Project: SMITHK LIDW

Sampling Date/Time: 2/22/25

Client Sample #	iATL #	Location/ Description	Flow Rate	Start End	Sampling time (min)	Area (ft ²) Volume (L)	Results ()
SES-S-10	7824281	Kitchen	2/22	2:15		250 mL	
S-10F	7824282	↓		2:15			
S-11	7824283	↓		2:16			
S-11F	7824284	↓		2:16			
WF-12	7824285	ACROSS CR 22 Library		2:19			
WF-12F	7824286	↓		2:19			
BF-13	7824287	↓		2:20			
BF-13F	7824288	↓		2:20			
S-15	7824289	Faculty Rm		2:27			
S-15F	7824290	↓		2:27			
S-16	7824291	Rm 25		2:26			
S-16F	7824292	↓		2:26			
WF-17		↓					
WF-17F		↓					
↓							

* = Insufficient Sample Provided to Perform QC Reanalysis (<200mg)

** = Insufficient Sample Provided to Analyze (<50mg) *** = Matrix / Substrate Interference Possible

FB = Method Requires the submittal of blank(s). ML = Multi Layered Sample. May result in inconsistent results.

These preliminary results are issued by iATL to expedite procedures by clients based upon the above data. iATL assumes that all of the sampling methods and data upon which these results are based, has been accurately supplied by the client. These results may not have been reviewed by the Laboratory Director. Final Certificate of Analysis will follow these preliminary results. The signed COA is to be considered the official results. All EPA, HUD, and NJDEP conditions apply.



Phone: 877-428-4285/856-231-9449 • Fax: 856-231-9818

Sample Log

—Environmental Lead—

Client: TUCKSON BOE

Project: Switlik Elementary

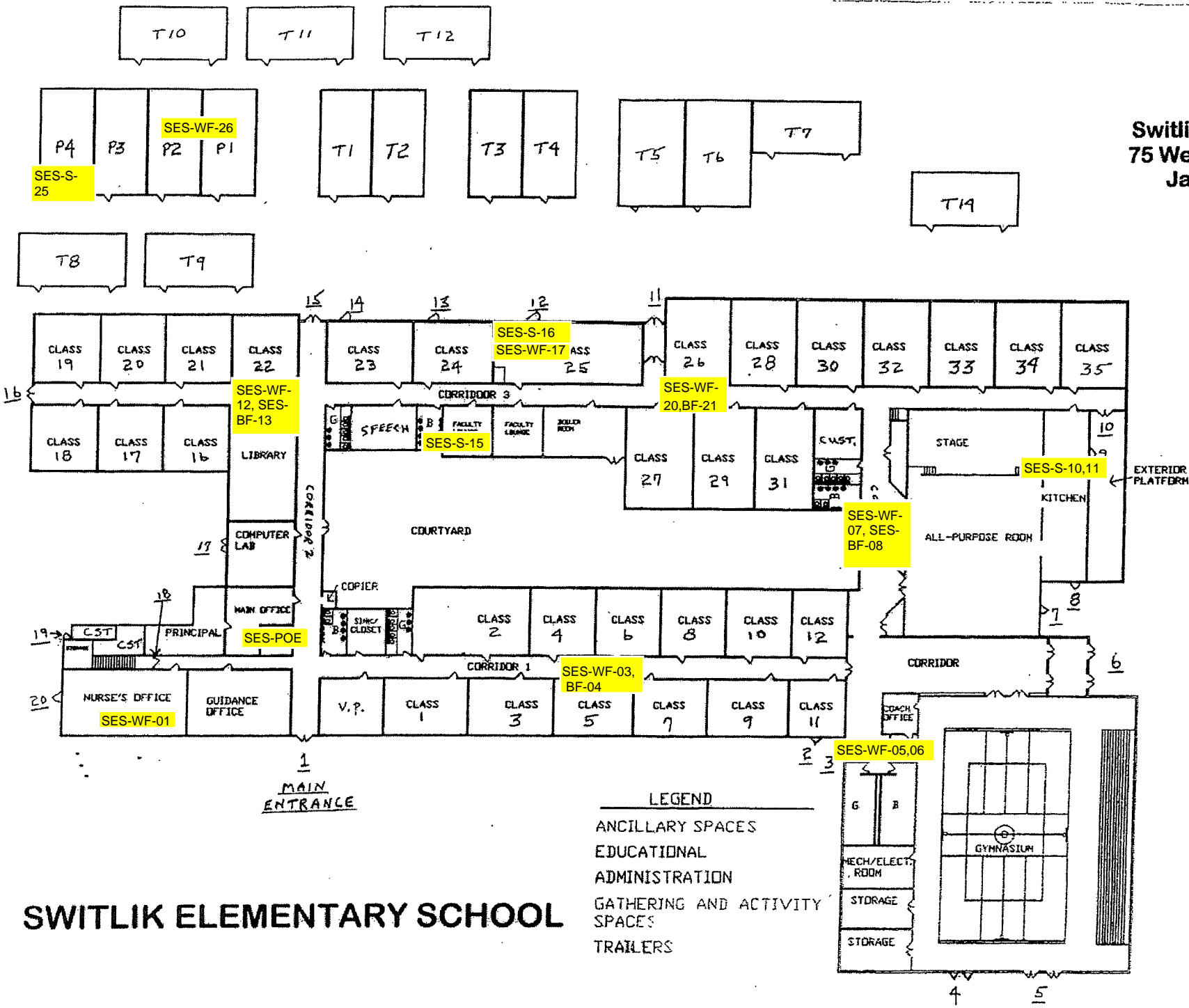
Sampling Date/Time: 2/22/25

[illegible]

These preliminary results are issued by IATL to expedite procedures by clients based upon the above data. IATL assumes that all of the sampling methods and data upon which these results are based, has been accurately supplied by the client. These results may not have been reviewed by the Laboratory Director. Final Certificate of Analysis will follow these preliminary results. The signed COA is to be considered the official results. All EPA, HUD, and NJDEP conditions apply.

APPENDIX C: SAMPLE LOCATION DIAGRAM

Switlik Elementary School
75 West Veterans Highway
Jackson, NJ 08527



SWITLIK ELEMENTARY SCHOOL